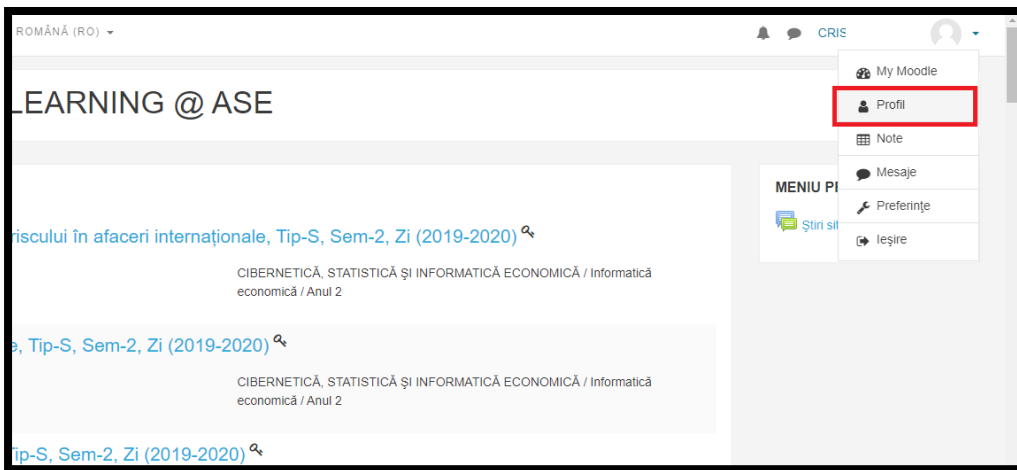


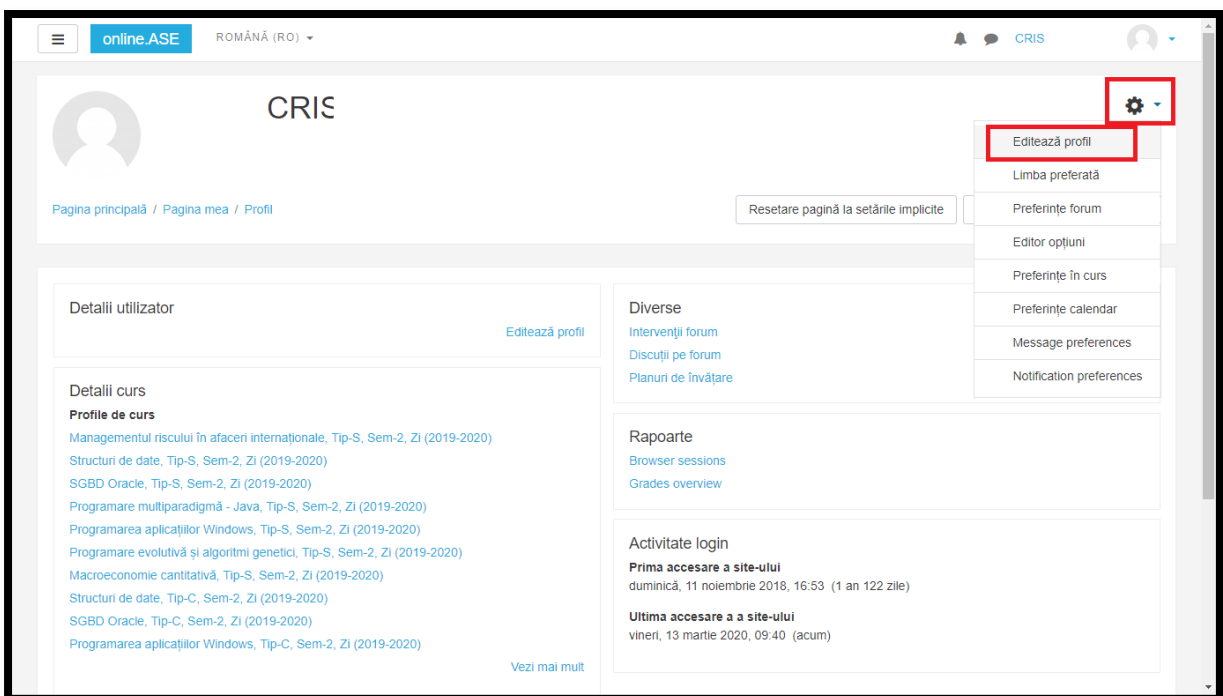


Editarea profilului pentru a modifica adresa de email in platforma online.ase.ro

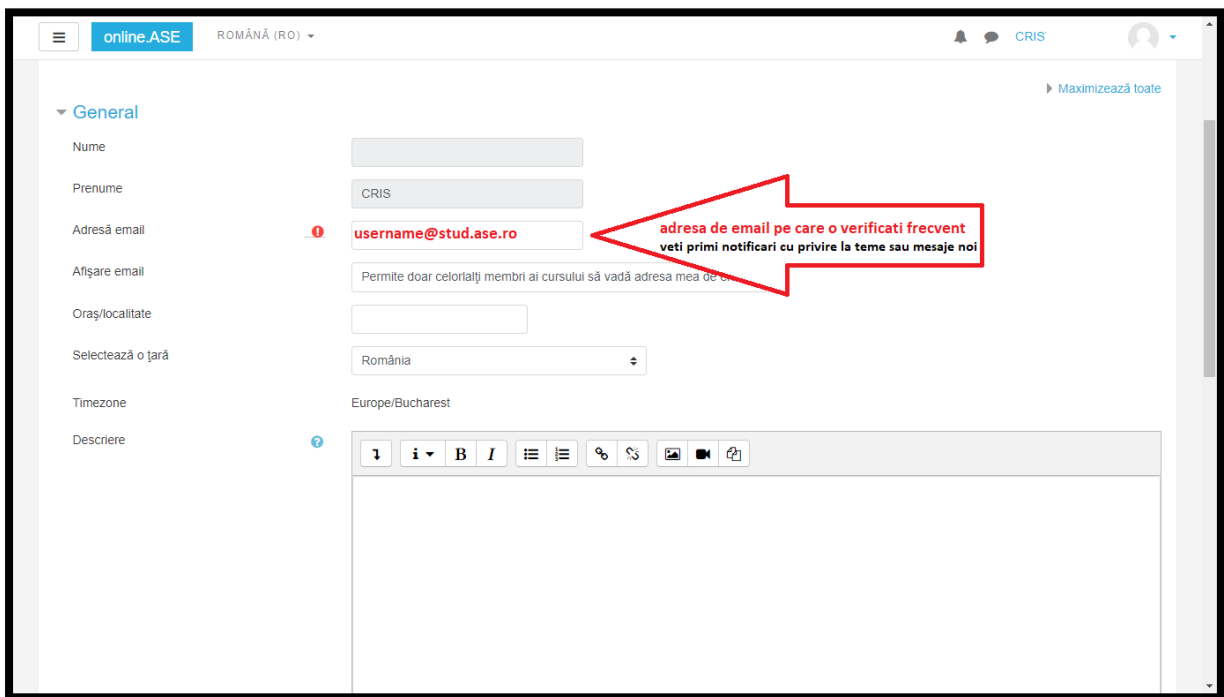
1. Se selecteaza zona din dreapta sus – click pe nume -> se selecteaza „Profil”



2. Se selecteaza iar rotita de setari si „editeaza profil”



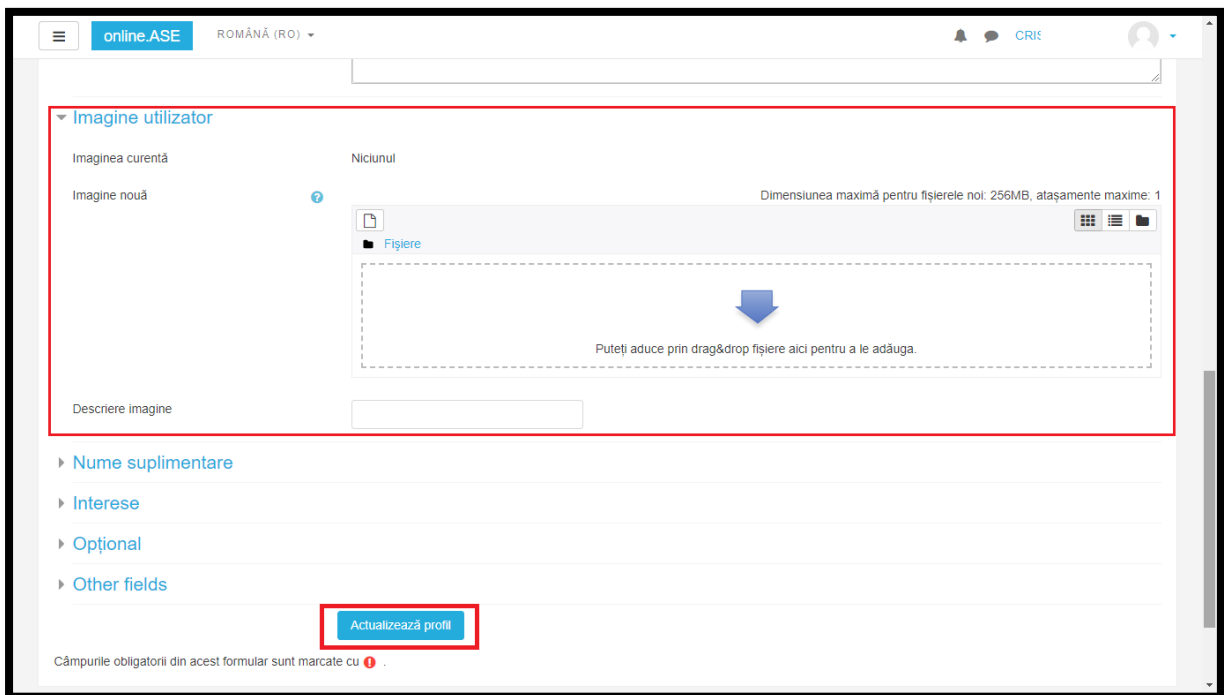
3. Se afiseaza pagina cu descrierea personala. Este IMPORTANT sa completati adresa de email cu cea de student(**numeprenumeXX@stud.ase.ro**) daca profesorii de curs va solicita acest lucru. Informatii despre adresa de email de student: www.net.ase.ro/student



The screenshot shows the 'online.ASE' profile page. The 'General' section is expanded, showing fields for Name, Prename, Email address, Email display, City/Location, Select a country, Timezone, and Description. The 'Adresă email' field is highlighted with a red box and a red arrow pointing to it. The text inside the box says 'adresa de email pe care o verificati frecvent veti primi notificari cu privire la teme sau mesaje noi'.

Optional va puteti seta o poza a profilului, sau adauga alte particularitati ale profilului.

Schimarile se salveaza doar dupa apasarea butonului „Actualizeaza profil”.



The screenshot shows the 'online.ASE' profile page. The 'Imagine utilizator' section is expanded, showing fields for 'Imaginea curentă' (Niciunul) and 'Imagine nouă'. The 'Imagine nouă' field is highlighted with a red box. Below it is a file upload area with a dashed box and a blue arrow pointing down. The text inside the box says 'Puteți aduce prin drag&drop fișiere aici pentru a le adăuga.'.